



MATH NEWS



Grade 3, Module 1, Topic E

3rd Grade Math

Module 1: Properties of Multiplication and Division and Solving Problems with Units of 2-5 and 10

Math Parent Letter

This document gives parents and students a better understanding of the Eureka math concepts that are taught in the classroom. Module 1 of Eureka Math covers Properties of Multiplication and Division and Solving Problems with Units of 2-5 and 10. This newsletter will discuss Module 1, Topic E.

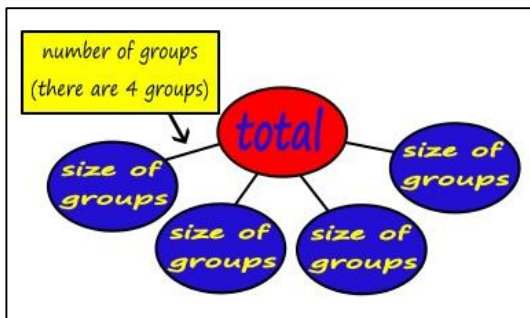
Topic E Multiplication and Division Using Units of 4

Vocabulary Words

- Array
- Tape Diagram

Things to Remember!!!

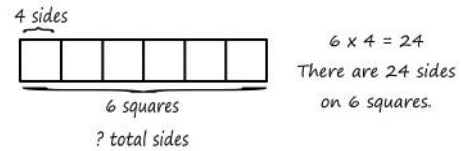
A number bond



Focus Area– Topic E

Multiplication and Division Using Units of 4

Find the number of sides on 6 squares.

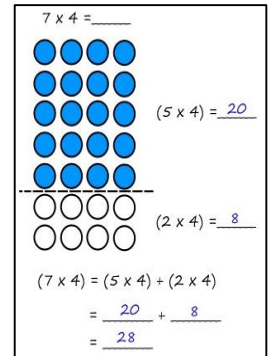


We know there are 4 sides on a square and we have 6 squares. The tape diagram is labeled with all of the information given in the word problem. We are looking for the total number of sides in 6 squares, so we will multiply to find the answer.

Students will also begin to explore the use of smaller facts to solve a larger fact by using arrays.

This array shows how dividing the problem into two smaller factors can make it easier to solve.

Students already know 5×4 and 2×4 . So they know 7×4 .

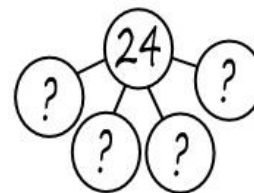


7×4 is $(5 \times 4) + (2 \times 4)$ or $20 + 8$.

Craig arranges 24 baseball cards into 4 equal rows. How many cards are in each row?

OBJECTIVE OF TOPIC E

- 1 Skip-count objects in models to build fluency with multiplication facts using units of 4.
- 2 Relate arrays to tape diagrams to model the commutative property of multiplication.
- 3 Use the distributive property as a strategy to find related multiplication facts.
- 4 Model the relationship between multiplication and division.



$$4 \times \underline{6} = 24$$

$$24 \div 4 = \underline{6}$$

There are 6 baseball cards in each row.

I can find the unknown by skip-counting by 4's.

4, 8, 12, 16, 20, 24 – there are 6 groups of 4